

NH3 5000

Electrochemical Gas Sensor for Ammonia

3-electrode sensor for industrial safety applications including refrigeration

Class leading stability | Highly selective | Fast response | Very stable baseline






Performance Characteristics	
Measurement Range	0 - 5000 ppm
Sensitivity	4 ± 2 nA/ppm
Response Time (T ₉₀)	≤ 90 s at 4 min gas exposure
Baseline (in clean air)	< ± 40 nA
Baseline (in clean air)	< ± 10 ppm*
Linearity	< 10% of full scale
Repeatability	< 2%

* at midpoint sensitivity

Operating Conditions	
Temperature Range	-20°C to +40°C
Humidity Range	15% to 90% r.h. non-condensing
Pressure Range	800 - 1200 hPa
Recommended Load Resistor	100 Ohm
Bias Voltage	0 V
Recommended Orientation	sensor front pointing downwards or sideways

Lifetime	
Long Term Output Drift	< 10% per 6 months
Expected Operating Life	> 24 months in air
Recommended Storage conditions	5-20°C in sealed container
Warranty	12 months from date of dispatch

Performance and lifetime data are based on conditions at 20°C, 50% r.h. and ambient pressure without NH3 background concentration.

Available Formats	
Name	Drawing
Part Number Weight	
4S AN031400 ~4.6 g	
7S AN031700 ~6.9 g	
Mini AN031000 ~2.4 g	
Classic 4 pin AN031C00 ~3.1 g	
Classic 8 pin compatible AN031B00 ~3.1 g	
Other customer specific formats upon request	

IMPORTANT NOTE:

Connection should be made via PCB sockets only. Soldering to pins will render your warranty void.

Intrinsic Safety Data	
Maximum o/c Voltage	< 1.3 V
Maximum s/c Current	< 1.0 A

SAFETY NOTE

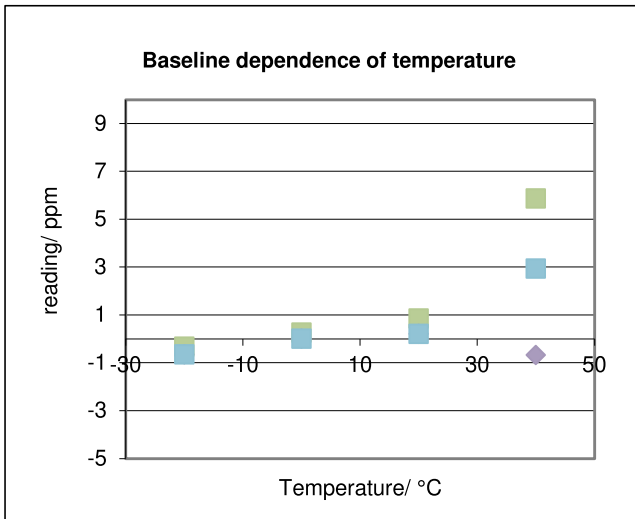
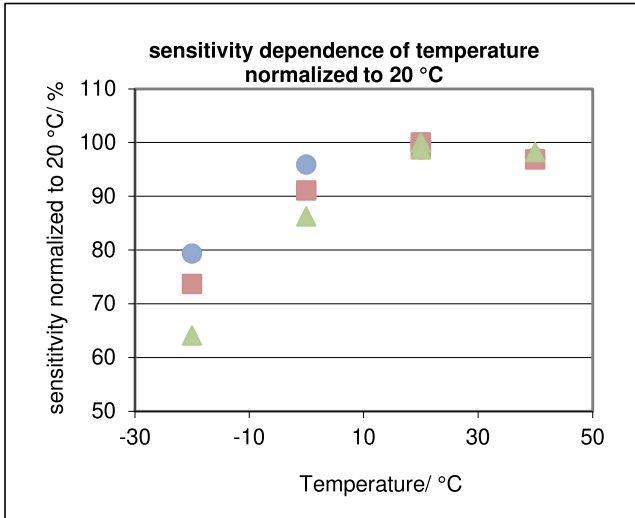
This sensor is designed to be used in safety critical applications. To ensure that the sensor and/or instrument in which it is used, are operating properly, it is a requirement that the function of the device is confirmed by exposure to target gas (bump check) before each use of the sensor and/or instrument. Failure to carry out such tests may jeopardize the safety of people and property.



NH3 5000

Electrochemical Gas Sensor for Ammonia

Temperature performance



Temperature Coefficients		
Temperature	Sensitivity	Zero Current
-20 °C	72.3 %	-0.5 ppm
0 °C	91.1 %	0.1 ppm
20 °C	100.0 %	0.4 ppm
40 °C	97.4 %	2.7 ppm

Temperature data are taken from a typical batch

Cross Sensitivity & Filter	
Gas concentration	Reading after 5 min
Carbon Monoxide 100 ppm	0
Carbon Dioxide 5000 ppm	0*
Ethylene 1%	0
Hydrogen Sulfide 200 ppm	yes / tbd
Hydrogen 10000 ppm	0
Isopropanol 600 ppm	0
Chemical Filter	None

Signals below baseline are stated as 0
tbd = to be determined

* At higher carbon dioxide concentration (approx. >5%) there can be a negative reading

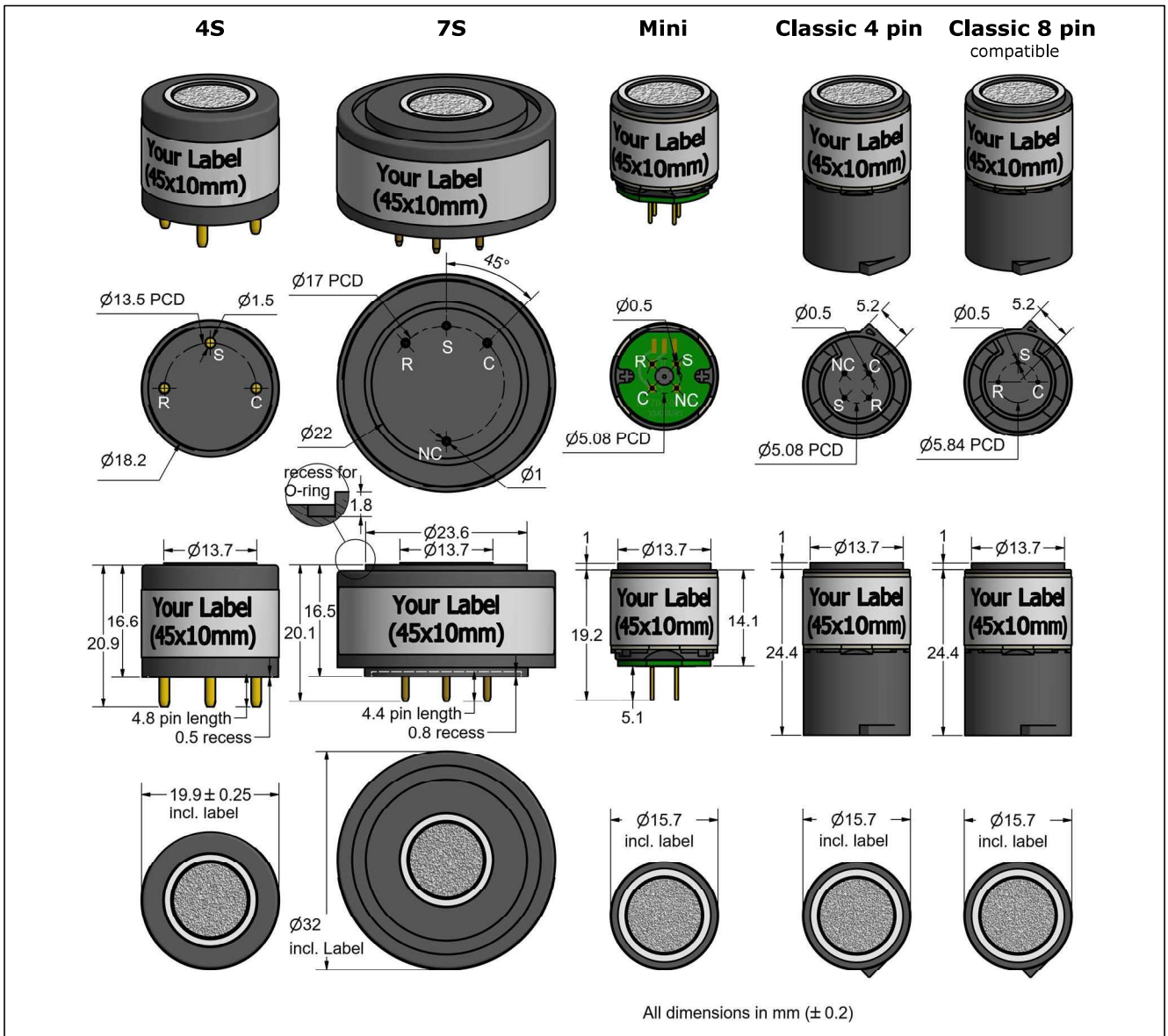
Whilst Sensorix cells are designed to be highly specific to the gas they are intended to measure, they will still respond to some degree to various other gases. The table above is not exclusive and other gases not included in the table may still cause a sensor to react. The cross-sensitivity values quoted are based on tests conducted on a small number of sensors. They are intended to indicate sensor response to gases other than the target gas. Sensors may behave differently with changes in ambient conditions and any batch may show significant variation from the values quoted. Therefore, interfering gases should not be used for calibration.



NH3 5000

Electrochemical Gas Sensor for Ammonia

Product dimensions



Poisoning

Sensorix cells are designed for operation in a wide range of environments and harsh conditions. However, it is important that exposure to high concentrations of solvent vapors is avoided, both during storage, fitting into instruments, and operation. When using sensors with printed circuit boards (PCBs), degreasing agents should be used before the sensor is fitted.

Recycling

At the end of the product's life, do not dispose of any electronic sensor, component or instrument in the domestic waste, but contact the instrument manufacturer or Sensorix for disposal instructions. Sensorix will take back sensors for professional recycling.

Every effort has been made to ensure the accuracy of this document at the time of printing. In accordance with the company's policy of continued product improvement Sensorix GmbH reserves the right to make product changes without notice. No liability is accepted for any consequential losses, injury or damage resulting from the use of this document or from any omissions or errors herein. The data is given for guidance only. It does not constitute a specification or an offer for sale. The products are always subject to a program of improvement and testing which may result in some changes in the characteristics quoted. As the products may be used by the client in circumstances beyond the knowledge and control of Sensorix GmbH, we cannot give any warranty as to the relevance of these particulars to an application. It is the clients' responsibility to carry out the necessary tests to determine the usefulness of the products and to ensure their safety of operation in a particular application.

Performance characteristics on this data sheet outline the performance of newly supplied sensors. Output signal can drift below the lower limit over time.

